



Designed and made in Italy  
by

**Colorificio Adriatico** srl Industria Italiana Colori  
Company with quality system certified  
by DNV GL =ISO 9001=  
Italia \_ 61030 Lucrezia PU  
+39.0721.897100  
[www.colorificioadriatico.it](http://www.colorificioadriatico.it)

skooter.it

The logo for 'Adriatico' in a stylized, bold, serif font with a curved underline.

Finitura decorativa vellutata con  
riflessi argentei o dorati  
Decorative coating  
with soft silver or gold effects



—  
la luce  
della notte  
tenera  
penetrante

—  
kebana lune  
l'eleganza  
nello spazio  
infinito



The logo for 'Adriatico' in a stylized, bold, serif font with a curved underline.

oro



LO100



LA200

argento



Kebana Lune, finitura decorativa per interni, italian style, essenze metallizzate, proposte in due basi, argento ed oro. Una finitura emozionante tenera e penetrante, per ambienti esclusivi vellutati, morbidi, diversi ed inediti al mutare della luce, delicati ed eleganti come la luce della luna.

Kebana Lune, Italian style decorative finish for interiors, essences of metallic, offered in silver and gold base colours. An exciting, sensitive and intensive finish, for elegant, soft and smooth surroundings, unique and innovative as the light transforms, delicate and elegant as the moonlight..



# Lune

Linea  
Kebana



LO 106



LO 163



LO 113



LO 165



LO 117



LO 171



LO 170



LO 118



LO 175



LO 173



LO 176



LO 168

oro



LA 212

LA 206

LA 224

LA 227

# argento



LA 208

LA 211



LA 204

LA 205

LA 226

LA 229




LA 213

LA 207

LA 237

LA 233



LA 216


LA 214




LA 232

LA 231

LA 268



LA 273



LA 272



LA 271



Su superficie trattata con Kebana Decoprimer, applicare una mano di Kebana Lune non diluito con spatola inox oppure diluire al 20% con acqua se applicato a rullo.

Attendere almeno 8 ore e applicare una seconda mano di Kebana Lune non diluito con un leggero eccesso di materiale, ripassare la superficie ancora umida eseguendo piccoli movimenti rotativi con la spatola fino ad ottenere un effetto vellutato. 8-10 m<sup>2</sup>/L a due mani.



LA 261



LA 262

## effetto damascato



LA 269 \_ effetto damascato



LA 263



LA 265



LA 267



LA 279




LA 277

On a surface treated with Kebana Decoprimer, apply one coat of Kebana Lune without dilution for stainless steel trowel applications, or diluted with 20% water for roller application.


Wait at least 8 hours and apply a second coat of Kebana Lune without dilution, with a more generous quantity of product; whilst the surface is still wet make small rotation movements with a stainless steel trowel until a velvety effect is reached. 8-10 m<sup>2</sup>/L for two coats.



LA 247




LA 248




LA 249

# Lune


Linea  
Kebana



LA 238




LA 241



LA 234




LA 280



LA 239



LA 256



LA 235



LA 281

effetto  
tessuto



LA 266 \_ effetto tessuto




LA 244



LA 250



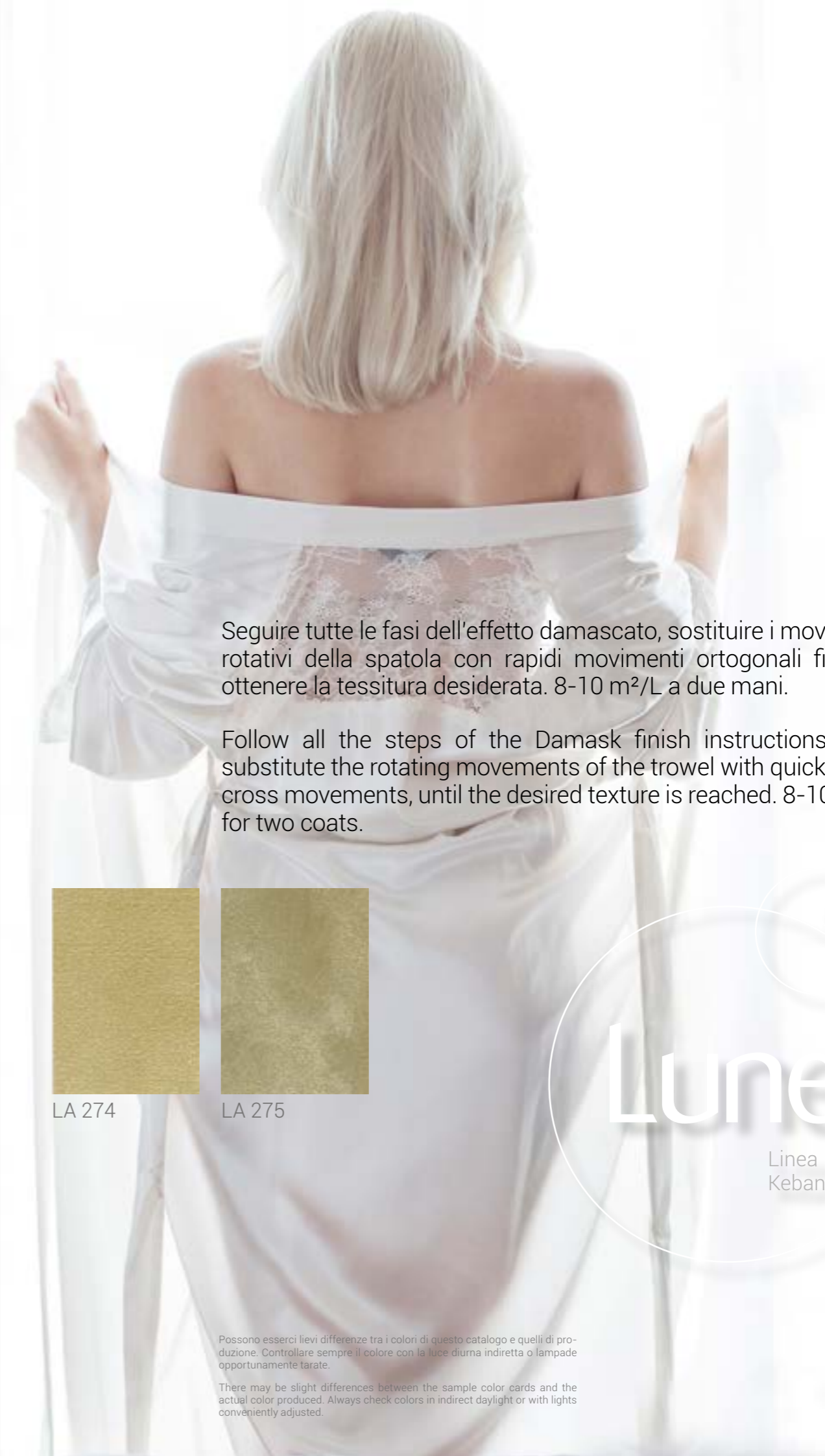
LA 251



LA 236



LA 260



Seguire tutte le fasi dell'effetto damascato, sostituire i movimenti rotativi della spatola con rapidi movimenti ortogonali fino ad ottenere la tessitura desiderata. 8-10 m<sup>2</sup>/L a due mani.

Follow all the steps of the Damask finish instructions, then substitute the rotating movements of the trowel with quick criss-cross movements, until the desired texture is reached. 8-10 m<sup>2</sup>/L for two coats.



LA 274



LA 275

Lune

Linea  
Kebana

Possono esserci lievi differenze tra i colori di questo catalogo e quelli di produzione. Controllare sempre il colore con la luce diurna indiretta o lampade opportunamente tarate.

There may be slight differences between the sample color cards and the actual color produced. Always check colors in indirect daylight or with lights conveniently adjusted.